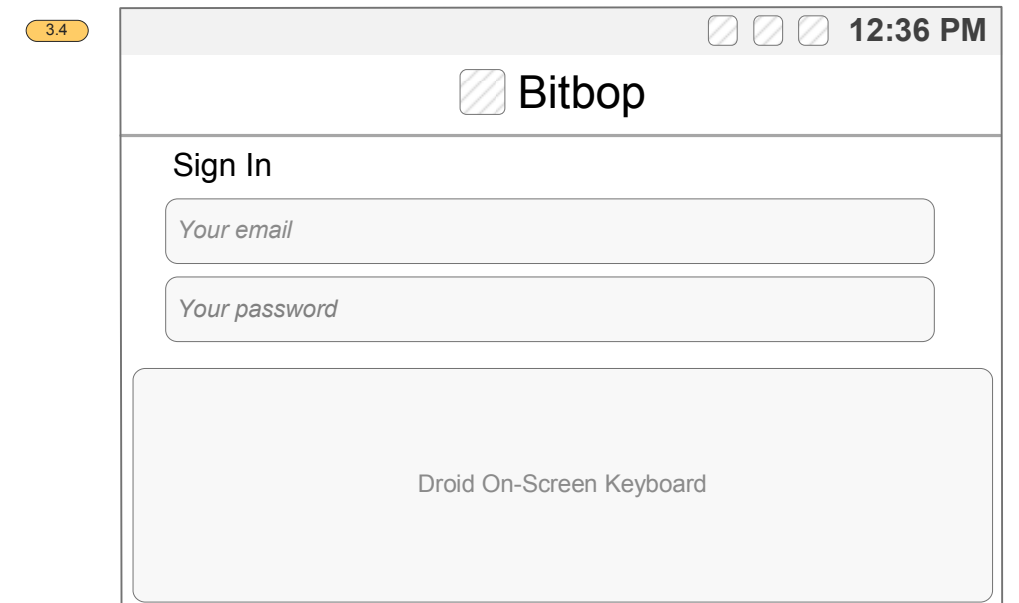
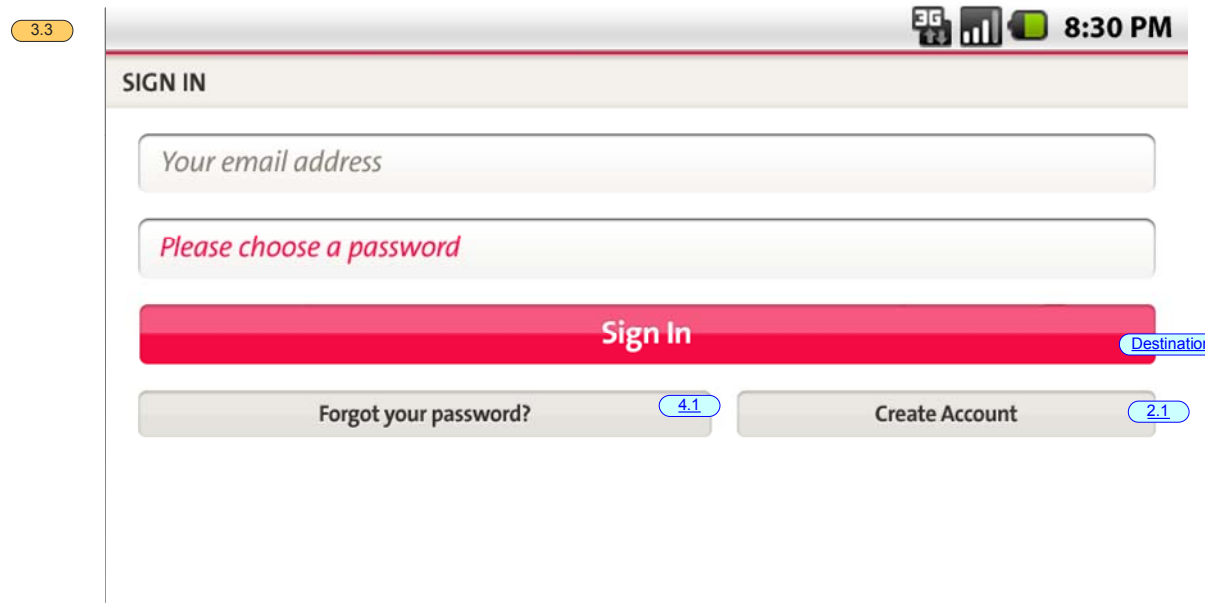
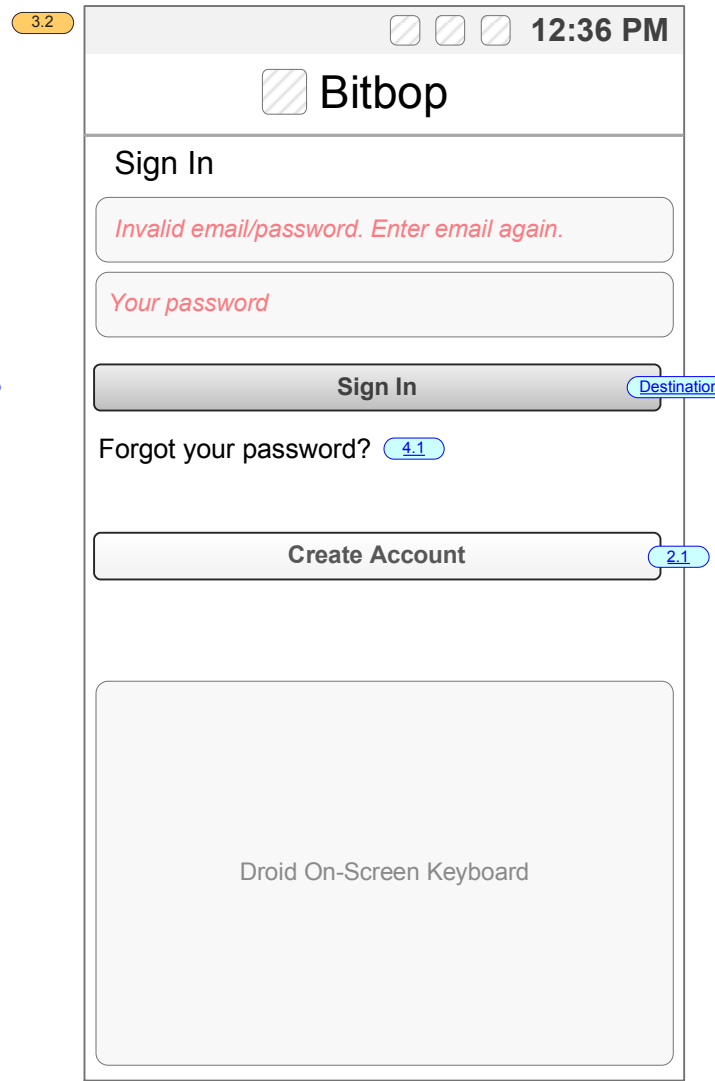
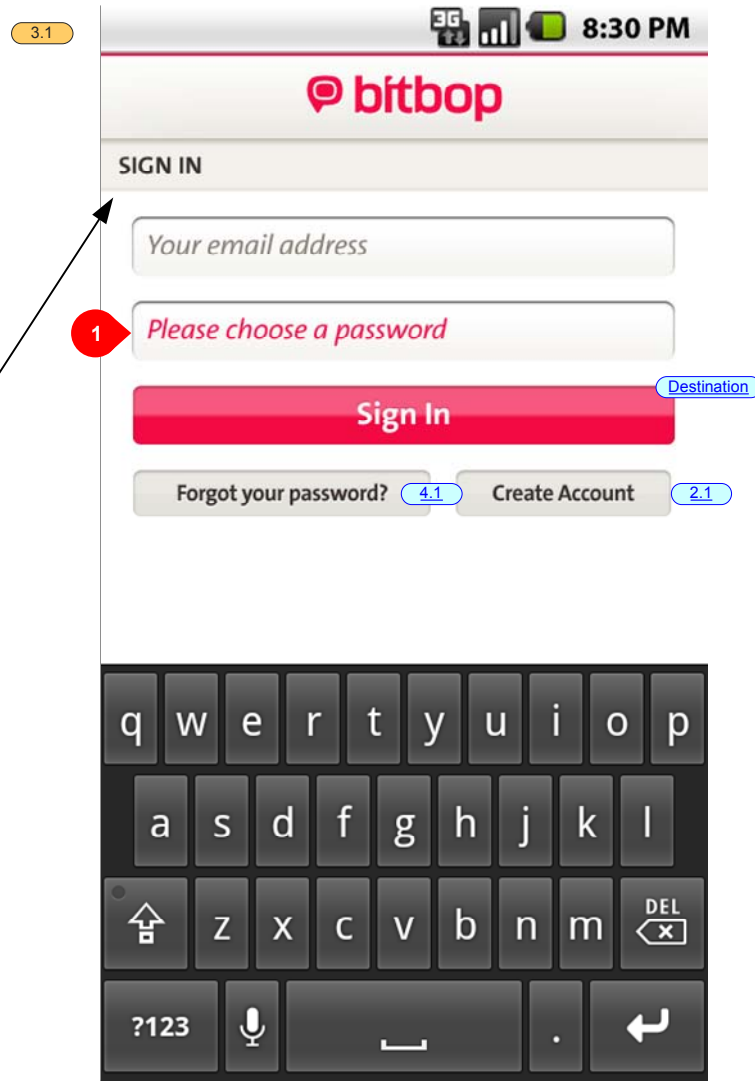


Sign In

- Must support Portrait and Landscape.
- Note: If handset is “known” and this is NOT the first time user is accessing handset, go straight to “Home Screen”. Users should not be able to create an account or sign in with different credentials if the phone is recognized and this is after the first-time application-open.
- Refer to error code sheet. Suggested error codes A19 – A35
- **If user was soft-logged-in, and clicked on something requiring hard login, insert text: “To continue, please confirm your identity by signing in.”**
- 1. Shows design for an error prompt.



Browse - Queue

- Queue stores items that user has Queued on the Webiste for easy access on the device.
- Users may toggle between
 - all
 - downloads

Browse has no pagination; load 20 items at a time and add more as user scrolls

Context Menu and Line-Item Menu Definition:

Queue / All

Context Menu Current:

- Title: Context Menu
- Choices: Remove from Queue, Show Only Full Episodes/Show All, Sort by Airdate/Sort by Date Added, Refresh Queue, Sign In/Create Account, Close
- Button: Cancel

Context menu -- change to:

- Title: Queue
- Choices: Show Only Full Episodes, Sort by Airdate/Sort by Date Added, Refresh Queue, Close Bitbop
- Button: Cancel

(Note: Removed "Remove from Queue" because the context menu means you haven't tapped on anything and nothing is selected. Currently when you 'remove from queue' it just removes the top item but that doesn't make sense. Thus, remove "Remove from Queue" from the context menu (but NOT the line-item long-tap menu, see below)

Line-item Long Tap Menu current:

- Title: Context Menu
- Choices: Watch, Remove from Queue, Details
- Button: Cancel

Line-item long tap menu -- change to

- Title: Video
- Choices: Watch Now, Remove from Queue, Details
- Button: Cancel

Queue / Downloads

Context Menu Current:

- Title: Context Menu
- Choices: Remove from Queue, Delete Download, Sign In/Create Account, Close
- Button: Cancel

Context menu -- change to:

- Title: Queue
- Choices: Sign In/Create Account, Close Bitbop
- Button: Cancel

(Note: Removed "Remove from Queue" and "Delete Download"...same logic as above. Also removed "Sign In".)

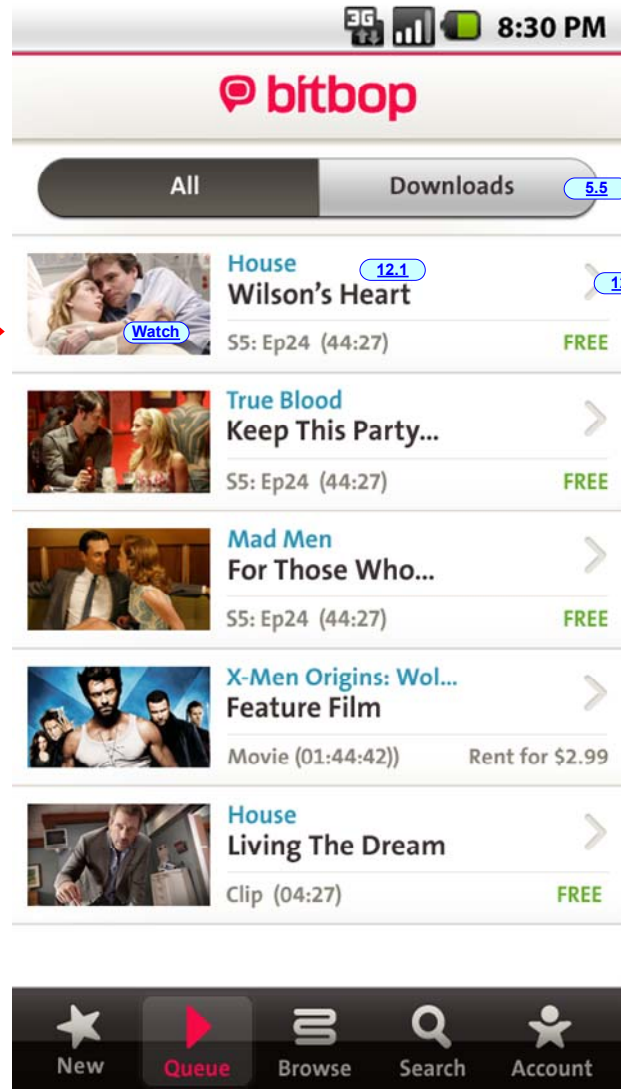
Line-item Long Tap Menu current:

IS NOT WORKING. Long-tap has no effect.

Line-item long tap menu -- change to

- Title: Video
- Choices: Watch Now, Remove from Queue, Delete from SD Card, Close Bitbop
- Button: Cancel

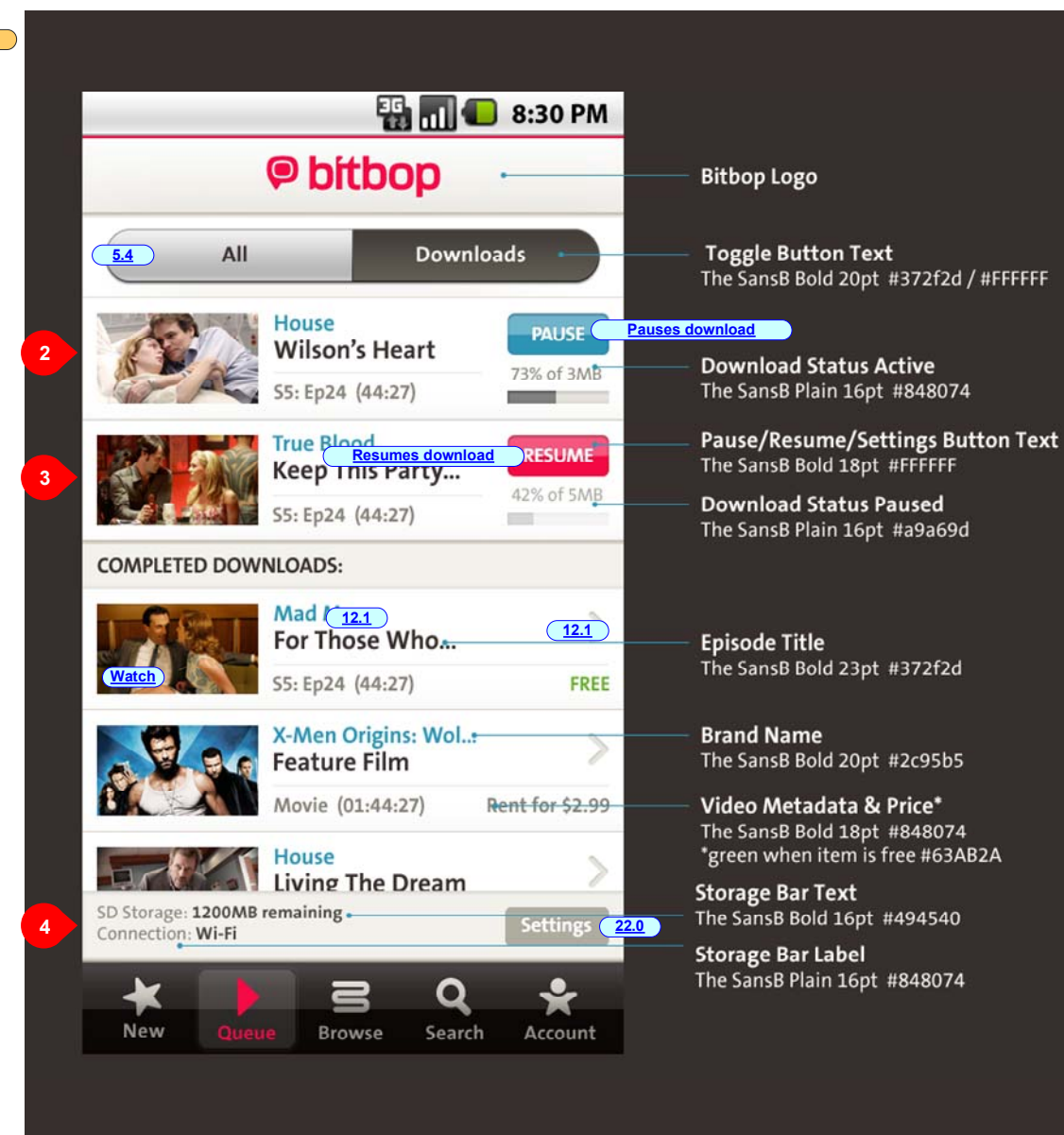
5.4



1

Notes
1. onTap episode art. This will initiate playback.
2. Showing item mid-download.
3. Showing item paused during download.
4. Showing storage statistics.

5.5



2

3

4

- Bitbop Logo
- Toggle Button Text
The SansB Bold 20pt #372f2d / #FFFFFF
- Pauses download
- Download Status Active
The SansB Plain 16pt #848074
- Pause/Resume/Settings Button Text
The SansB Bold 18pt #FFFFFF
- Download Status Paused
The SansB Plain 16pt #a9a69d
- Episode Title
The SansB Bold 23pt #372f2d
- Brand Name
The SansB Bold 20pt #2c95b5
- Video Metadata & Price*
The SansB Bold 18pt #848074
*green when item is free #63AB2A
- Storage Bar Text
The SansB Bold 16pt #494540
- Storage Bar Label
The SansB Plain 16pt #848074

Watch

While video is playing, user taps anywhere to manifest player controls

Need “active” and “onTouch” states for the following buttons:

- Play (tappable)
- Previous (tappable)
- Next (tappable)
- Pause (tappable)

Loading Text

>Validating License...

This video will expire (on/in) (date/X hours). *If no expiration aside from user's subscription, do not show.*

> Testing Connection...

Your connection is (strong, average, weak). Your video will be (Higher, average, low) quality.

>Testing Battery...

Your battery is at X%. You have approximately X amount of playback time.

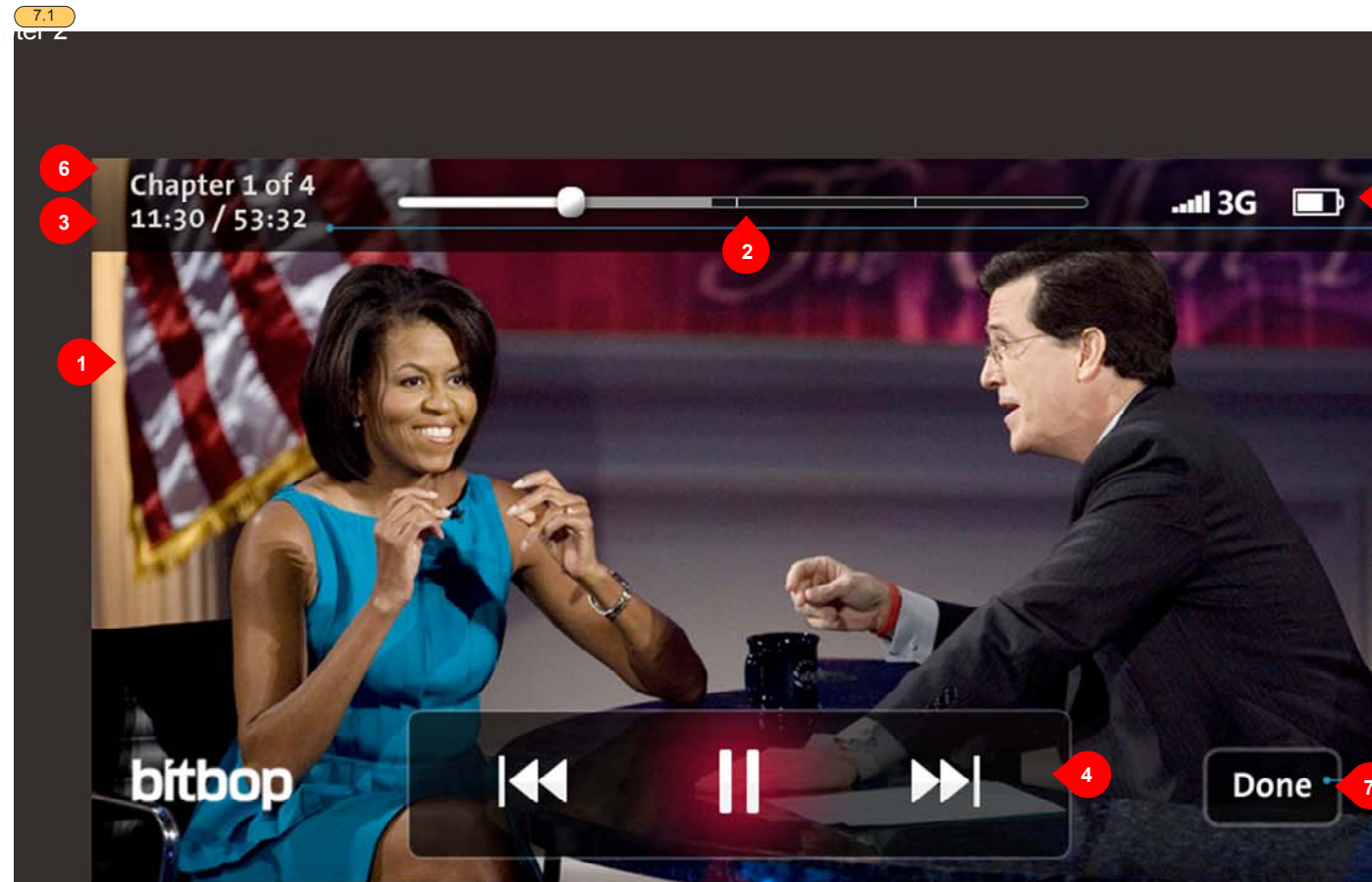
>Loading...

Tracking Requirements (discuss with Dev further)

- Stream start
- Stream stop
- Download complete
- Downloaded play start
- Downloaded play stop

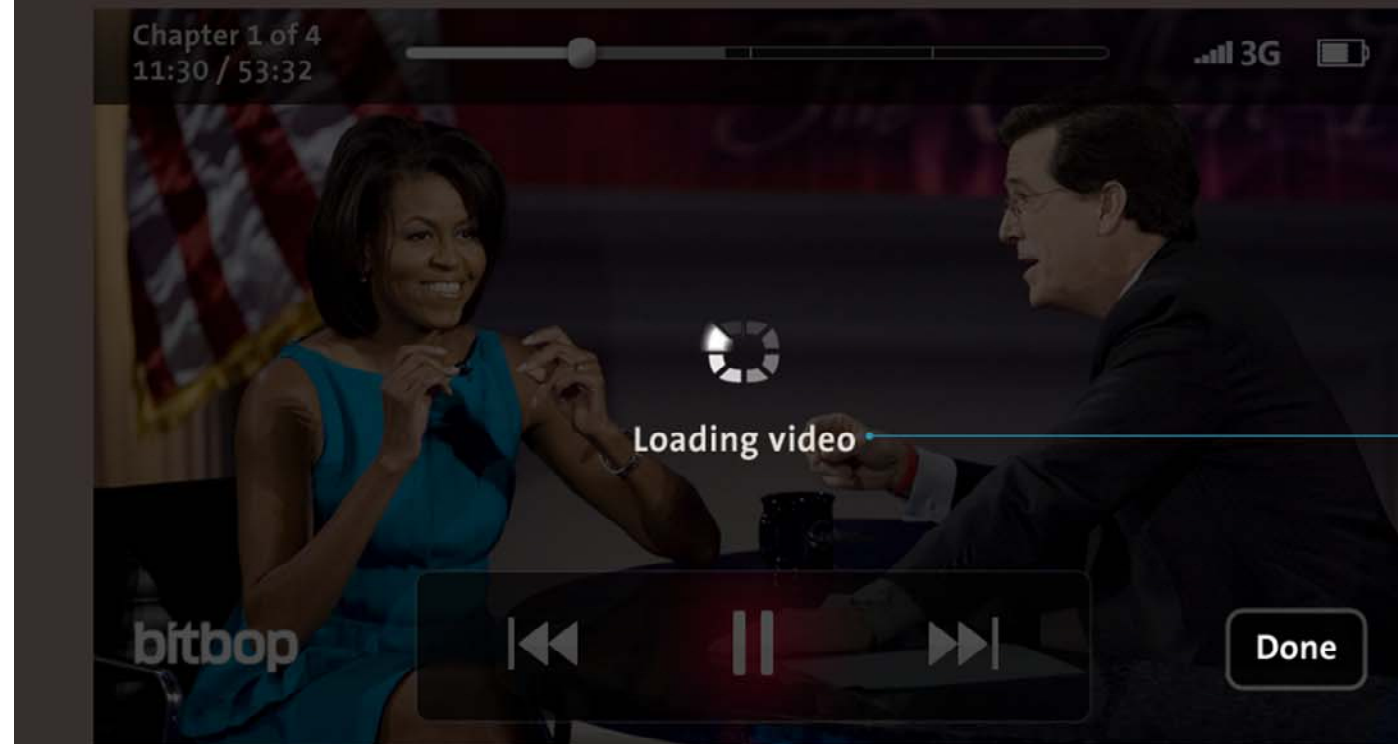
NOTE: As part of our DRM commitment, all Video Out functionality must be disabled both for downloads and streaming videos.

Notes
1.Player is actively playing
2. User has tapped timeline, it expands and shows the play head. Playhead is draggable.
3. Time elapsed and total time.
4. Common controls: skip chapter back, play/pause, skip chapter forward. When the video is playing the pause button appears. When the video is paused, the play button appears.
5. Signal indicator and battery strength. NOT tappable.
6. Current chapter. Tap to show chapter thumbnails (see next page).
7. Tap “Done” to close video player and return to Bitbop
<i>Note: Highlight is on tap /hover only. The highlight does NOT persist as a selected state..</i>



Player Details
The SansB Bold 20pt #e4e2da

Player Button Text
The SansB Bold 23pt #FFFFFF



Player Loading
The SansB Bold 23pt #e4e2da

TV Details, TV Details Info

TV Brand page shows brief overview of the brand and listing of videos associated with the TV Brand.

Notes

1. The play overlay is consistent regardless of user state. If user is subscribed, remove "Watch Preview" triangle.
2. If item is available to user, Subscribe changes to Watch
3. If item is not in Queue, render button as indicated here.

Context Menu and Line-Item Menu Definition:

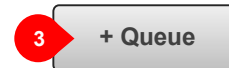
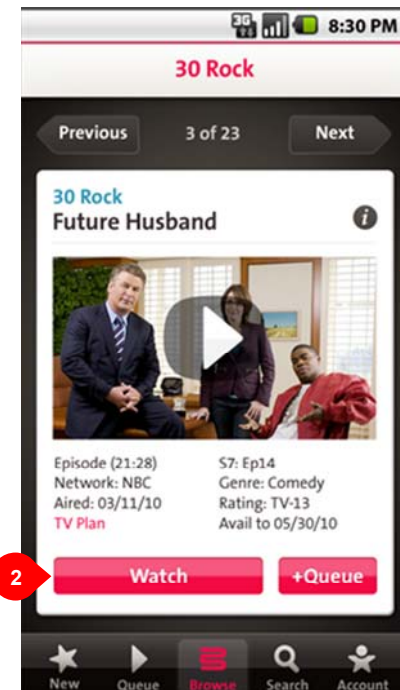
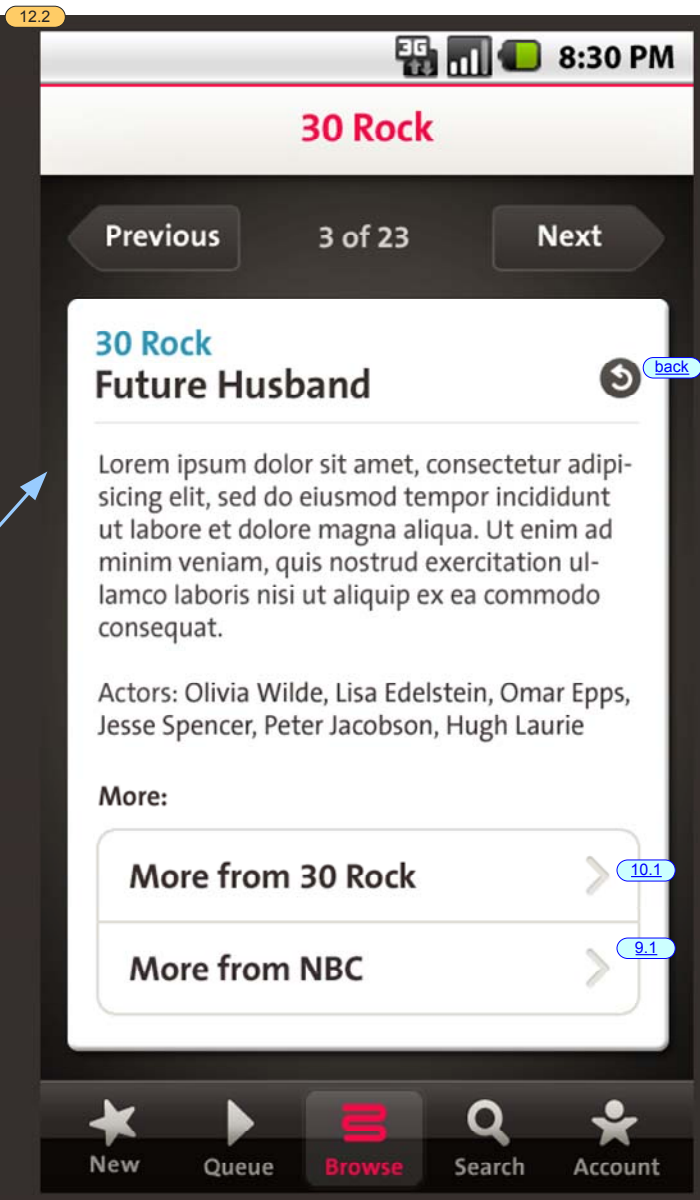
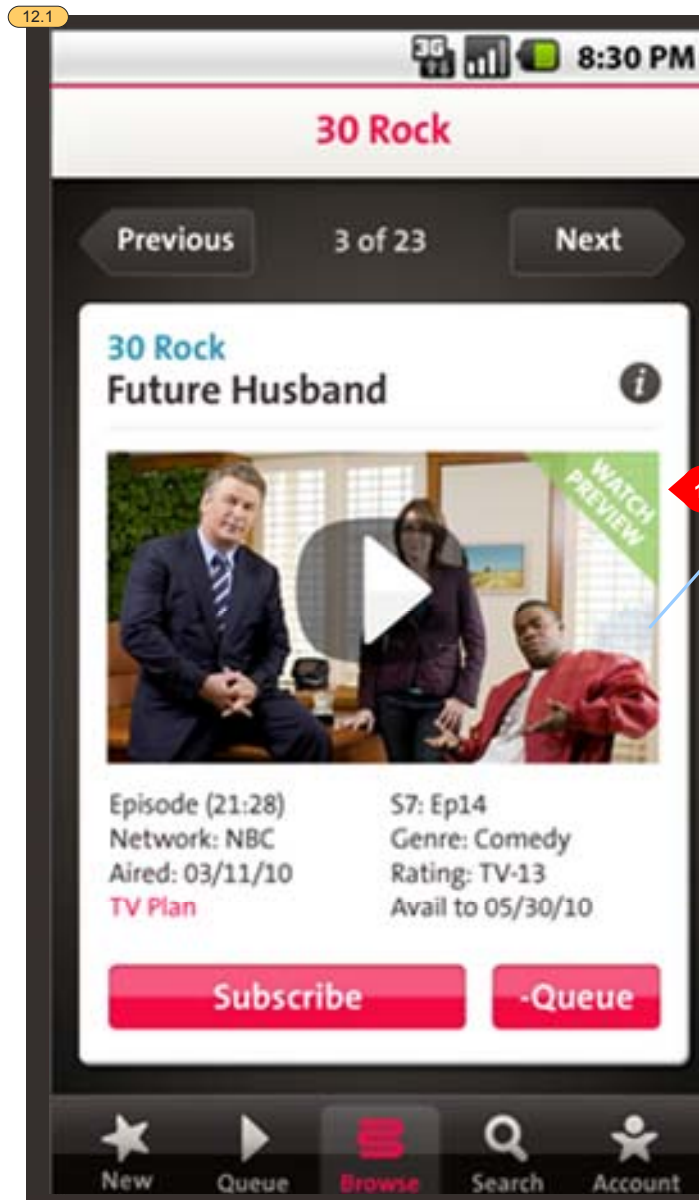
Context Menu Current:

- Title: <Brand> (note that brand is currently fed in to menu title here)
- Choices: Sign In/Create Account, Close
- Button: Cancel

Context menu -- change to:

- Title: Video
- Choices: Watch Now, Add to Queue/Remove from Queue, Sign In/Create Account, Close Bitbop
- Button: Cancel

Line item long-tap: Not implemented here, this is correct. Keep it.



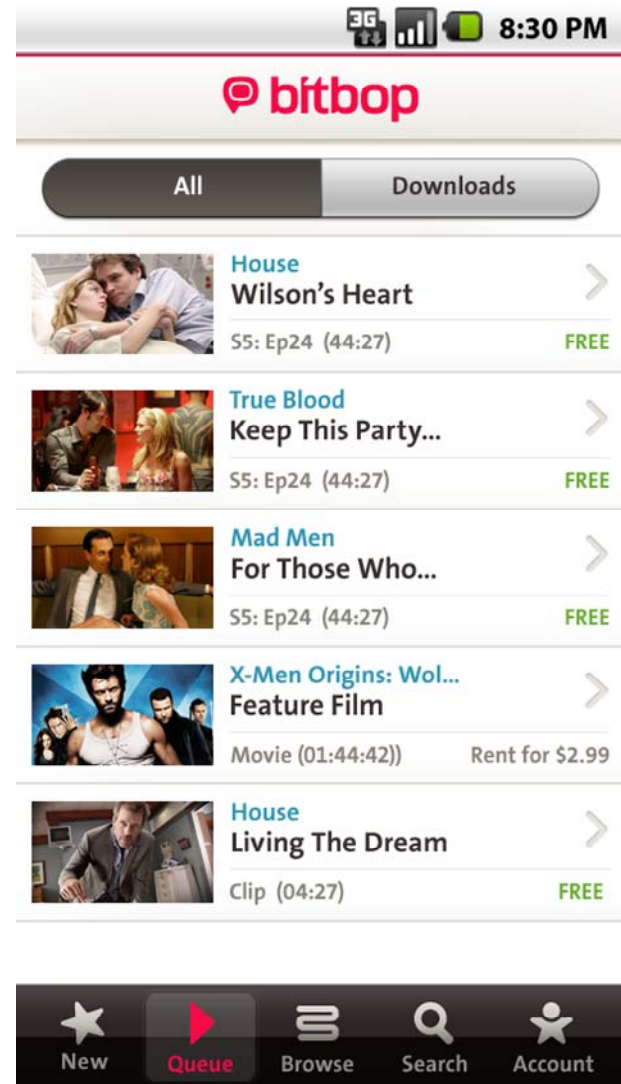
Info card only should change in once "i" icon is tapped.

General Layout

- Support Portrait and Landscape layout
- Landscape layout will only be used for text-entry situations.
- Use hardware back button
- Use hardware menu button
- App navigation is at bottom.



The main pages (Queue, Browse) have the Bitbop logo at the top.



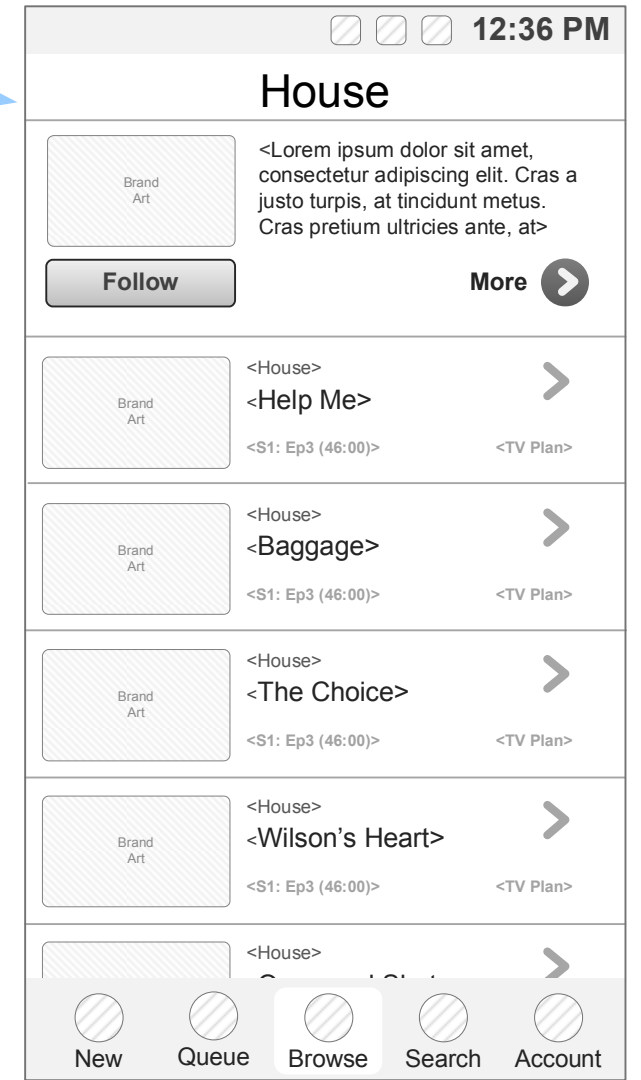
System Tray – Always Visible (except in media player) (does not scroll)

Content

Scrollable area if sufficient content

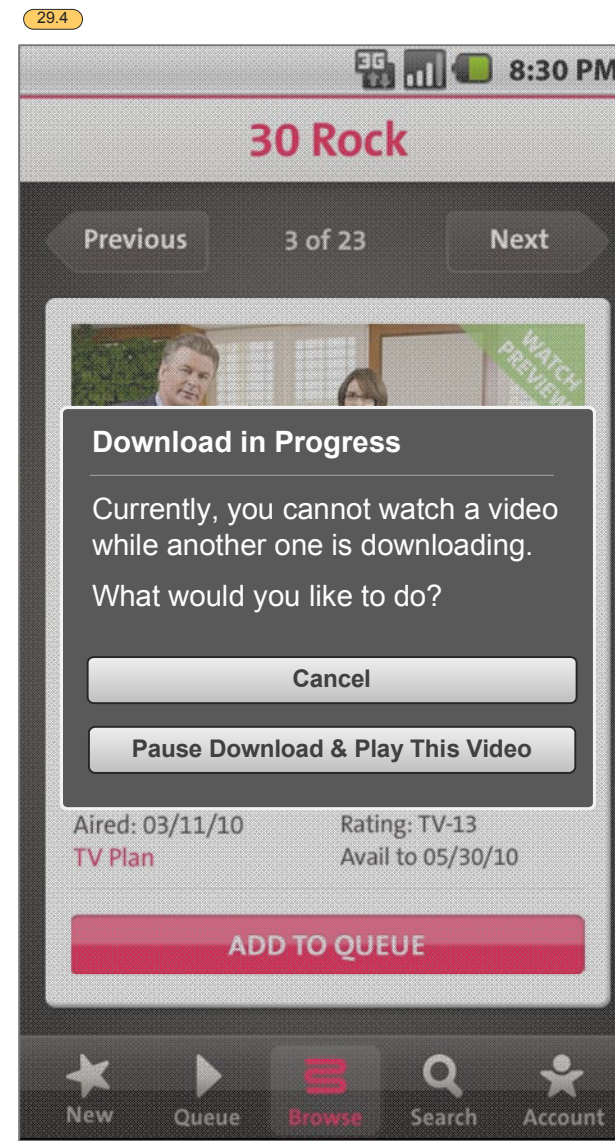
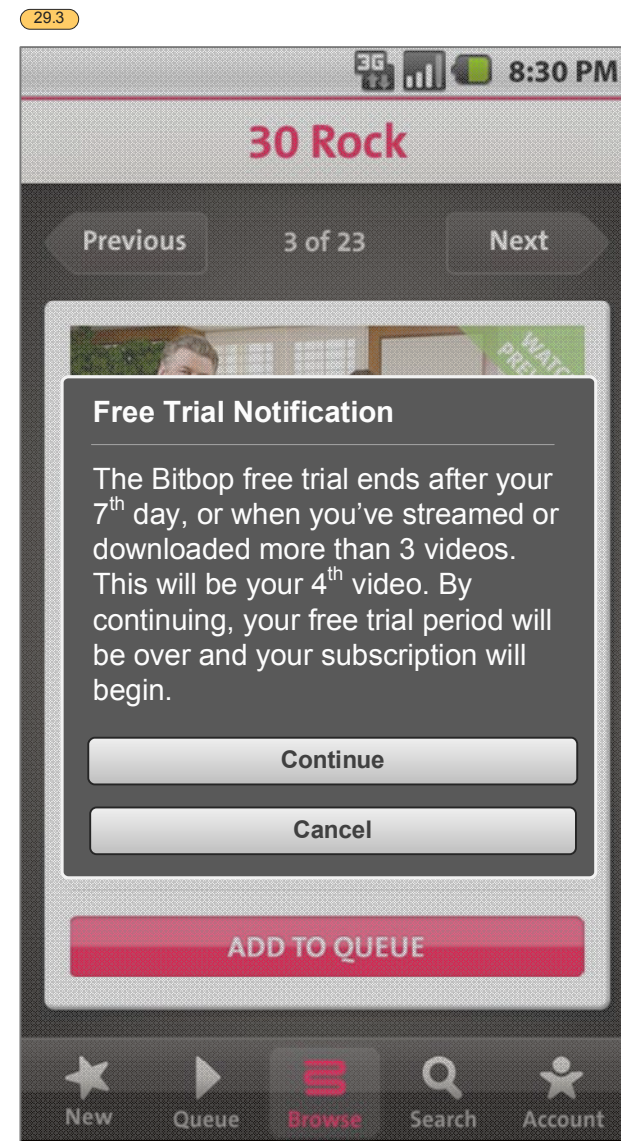
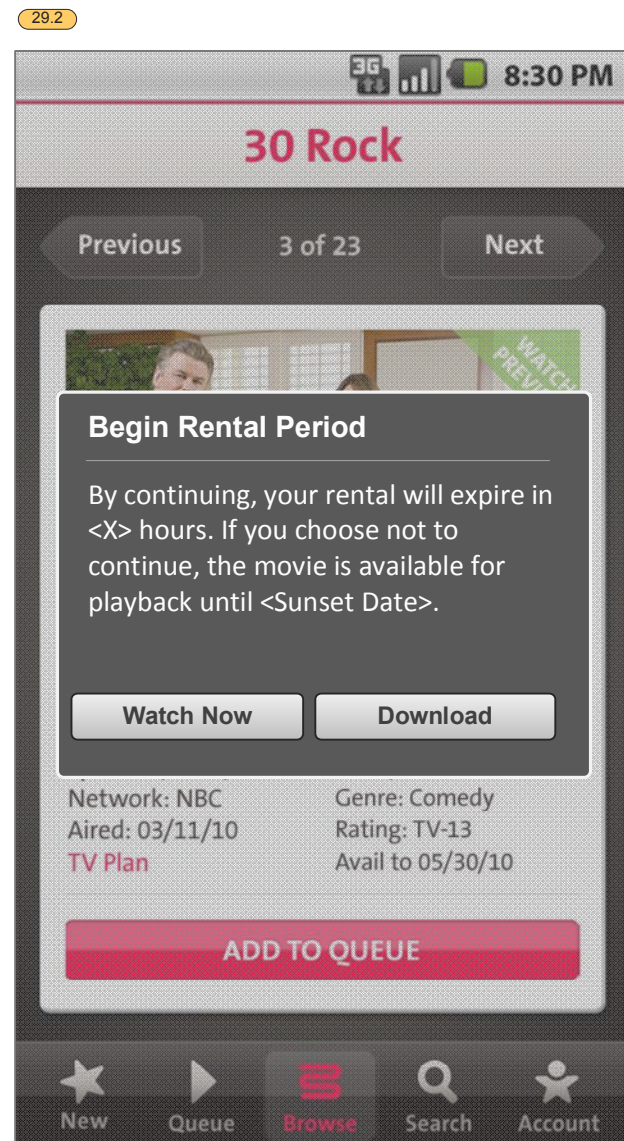
Navigation Bar (does not scroll)

Sub pages have the page title rather than the Bitbop logomark and logo. Section remains highlighted in the navigation bar.



Watch Dialogs

- Most of the copy for error alerts (and their codes) are found in the Bitbop error sheet.
- Those listed here on this page are non-error.
- Rental period and sunset date are dynamic.



- Note: not for implementation at the moment.

